

# MWPS-72045

## 30' Frame Utility Building

### **CAUTION!**

Additional professional services will be required to tailor this plan to your situation, including but not limited to: assurance of compliance with codes and regulations; review of specifications for materials and equipment; supervision of site selection, bid letting and construction; and provision for utilities, waste management, roads or other access. **Furthermore, any deviation from the given specifications may result in structural failure, property damage, and personal injury including loss of life.**

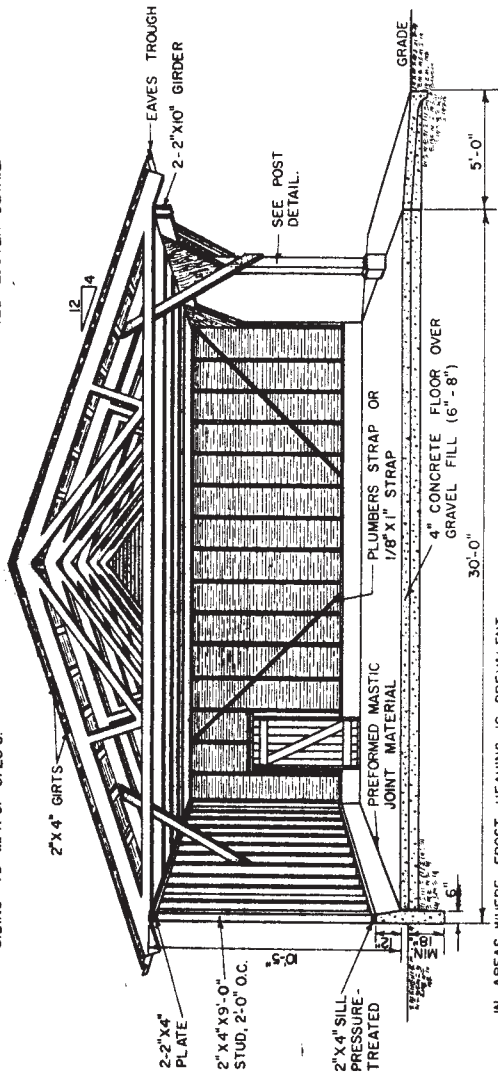
### **WARRANTY DISCLAIMER**

This plan provides conceptual information only. **Neither midwest plan service nor any of the cooperating land-grant universities, or their respective agents or employees, have made, and do not hereby make, any representation, warranty or covenant with respect to the specifications in this plan.** Additional professional services will be required to tailor this plan to your situation, including but not limited to: assurance of compliance with codes and regulations; review of specifications for materials and equipment; supervision of site selection, bid letting and construction; and provision for utilities, waste management, roads or other access.

<b>MIDWEST PLAN SERVICE</b>
Cooperative Extension Work in Agriculture and Home Economics and Agricultural Experiment Stations of North Central Region - USDA Cooperating
30' Frame Utility Building
Title Page
MIDWEST PLAN NO. 72045

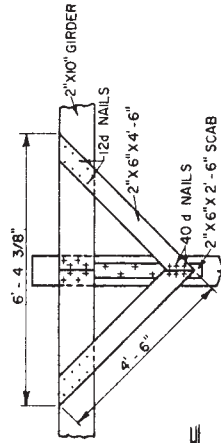
APPLY ROOF GIRTS, ROOFING AND SIDING TO MFR'S. SPEC'S.

PROVIDE LOUVER IN EACH GABLE END. SEE LOUVER DETAIL

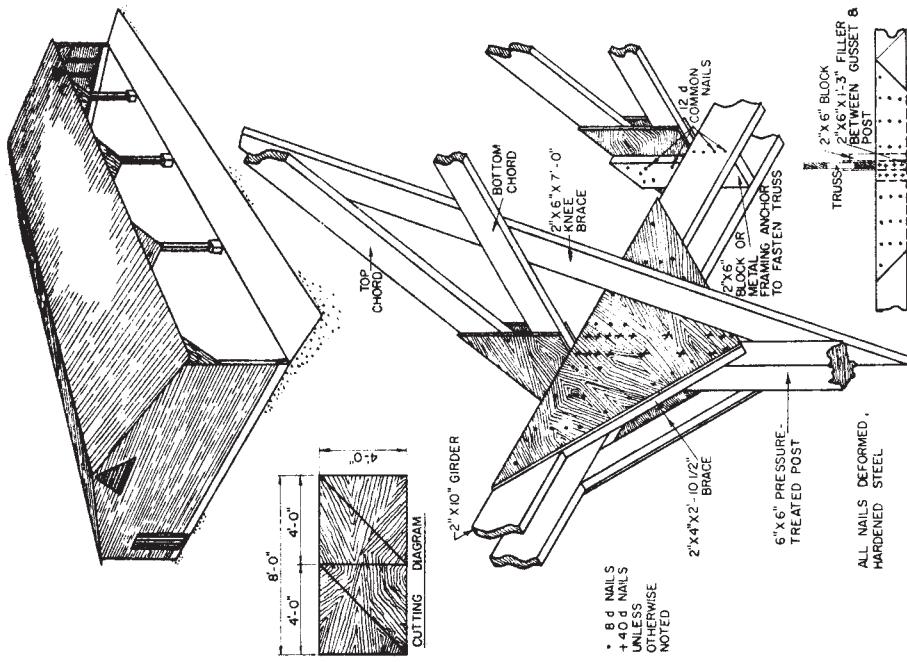



IN AREAS WHERE FROST HEAVING IS PREVALENT EXTEND FOUNDATION TO BELOW FROST.

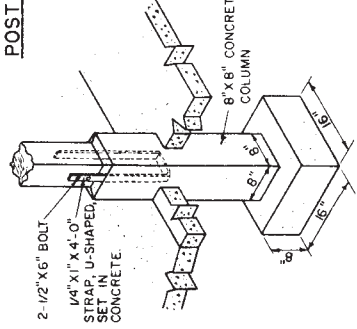
**INTERIOR**



**ALTERNATE CONNECTION**  
THIS JOINT IS MORE CONVENTIONAL BUT LESS EFFECTIVE THAN THE PLYWOOD DETAIL SHOWN.



**POST DETAIL**

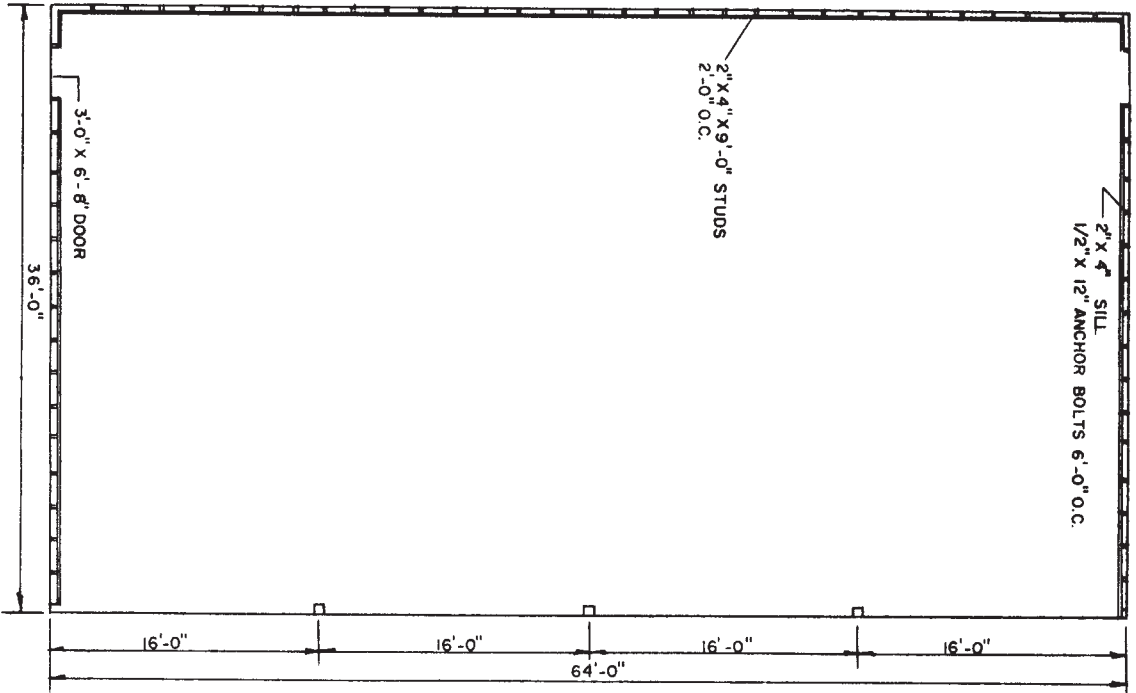


ALL NAILS DEFORMED, HARDENED STEEL

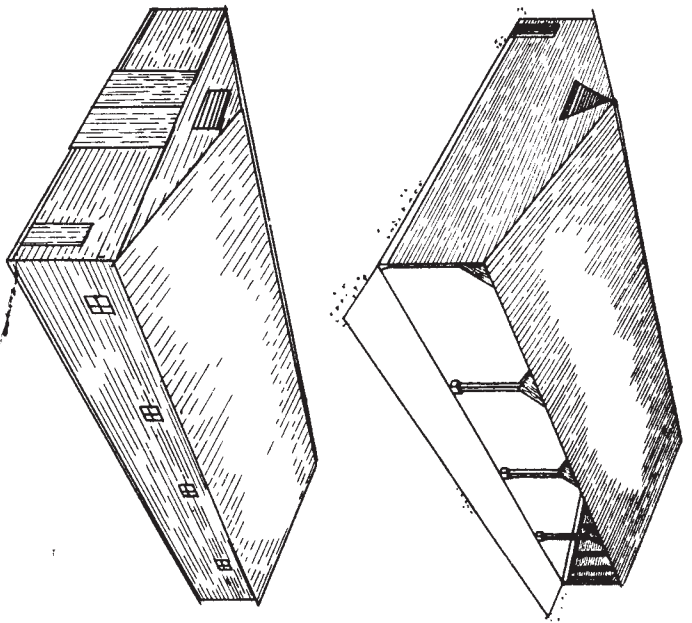
• 8 d NAILS  
• 40 d NAILS  
OTHERWISE NOTED

SHEET 3: 30' SPAN TRUSSES

MIDWEST PLAN SERVICE	
COOPERATIVE EXTENSION WORK IN AGRICULTURE, HOME ECONOMICS AND AGRICULTURAL EXPERIMENT STATIONS OF NORTH CENTRAL REGION - USDA COOPERATING	
30' FRAME UTILITY BUILDING	
6011	SHEET 1 OF 3 SHEETS
MIDWEST PLAN NO. 72045	
COPYRIGHT 1961 MIDWEST PLAN SERVICE	



PLAN



WITH ONE SIDE OPEN, THE BUILDING CAN BE USED FOR:  
 Beef housing and/or feeding.  
 Dairy resting barn.  
 Machinery housing.

WITH ALL SIDES CLOSED, THE BUILDING CAN BE USED FOR:  
 Insulated:  
 Livestock housing.  
 Poultry housing.  
 Uninsulated:  
 Rural warehousing.  
 Machinery housing.

MIDWEST PLAN SERVICE

Cooperative Extension Work in  
 Agriculture and Home Economics  
 and Agricultural Experiment Stations  
 of North Central Region - USDA Cooperating

36' FRAME  
 UTILITY BUILDING

Sheet 1 of 4 Sheets

MIDWEST PLAN NO. 72046

Copyright © 1964 Midwestern Plan Service