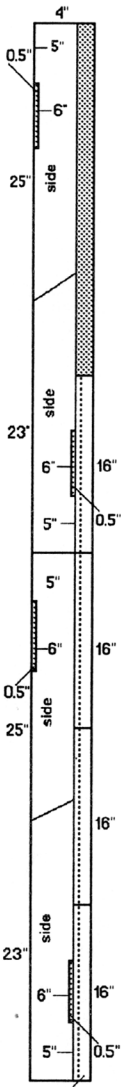


BUILDING A BAT HOUSE

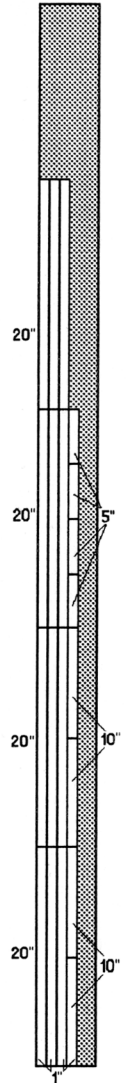
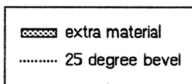
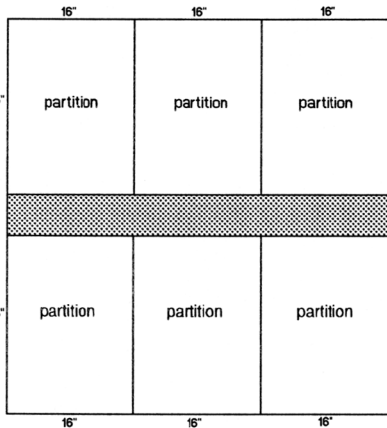
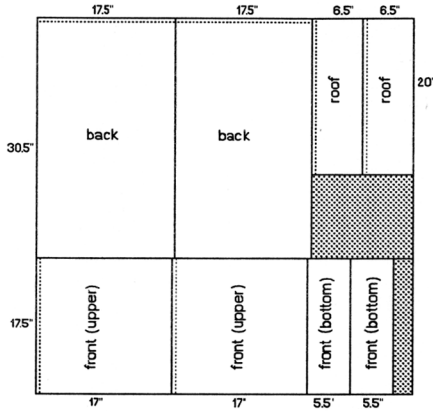


1. Measure and mark all wood as per cutting diagrams. Cut out all parts.

2. Cut six pieces of netting 14"x21" and one piece 16"x30". Staple smaller pieces to partitions and larger piece to inside surface of the back. Be sure netting lies flat and does not pucker.

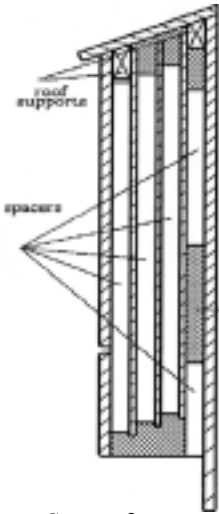


4 roof supports



Spacers

5" = back bottom
10" = back top
20" = others



Screw back to sides, caulking first. Be sure top angles match.

Attach 5" and 10" spacers to inside corners as per drawing.

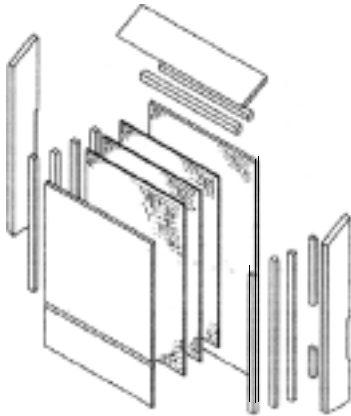
Place a partition on spacers to within 1/2" of roof. Place 20" spacers on partition, screw to first spacers (through partition). Do not block side vents.

Repeat for remaining partitions and spacers

Screw front to sides, top piece first (don't forget to caulk). Be sure top angles match (sand if necessary). Leave 1/2" vent space between top & bottom front pieces. A bar clamp may be useful if sides have flared out during construction.

8. Attach roof supports to the top inside of front & back pieces. Be careful that screws do not protrude into roosting chamber.
9. Caulk around all top surfaces, sanding first if necessary to ensure good fit with roof.

10. Screw roof to sides and roof supports. Caulk around outside of roof if needed to seal roosting chamber. Paint exterior at least twice.



MATERIALS

1/2 sheet (4'x4') 1/2" cdx (outdoor grade) plywood
1/2 sheet (4'x4') 1/2" cdx (outdoor grade) plywood
2 pieces 1"x6"x8' pine or cedar
1/8" mesh HDPE (plastic) netting 7'x36"
1 lb. 15/8" multipurpose (drywall) screws
1 quart latex acrylic paint
1 tube paintable acrylic caulk
5/16" staples

TOOLS

| | |
|--|-------------------|
| Table saw | Scissors |
| Stapler | Paint Brush |
| Tape measure | Caulking gun |
| Bar clamp (optional) | Sander (optional) |
| Variable speed reversing drill with Phillips bit | |



Excerpted and summarized from
The Bat House Builder's Handbook, 1996 Revision
Copyright ©1993 by
Bat Conservation International, Inc.
P.O. Box 162603 Austin, TX 78716