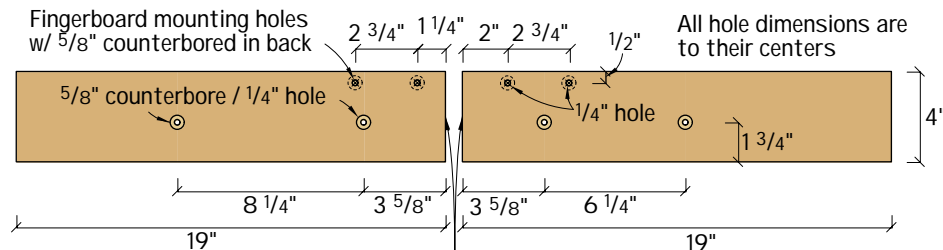
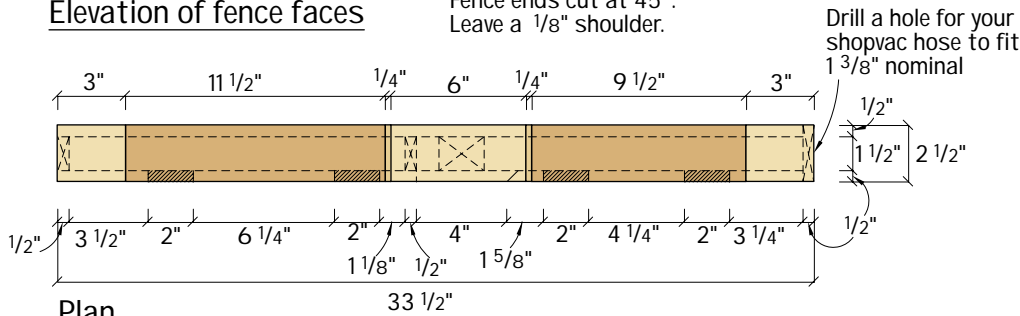


Schedule of Materials: Little Shop Router Fence

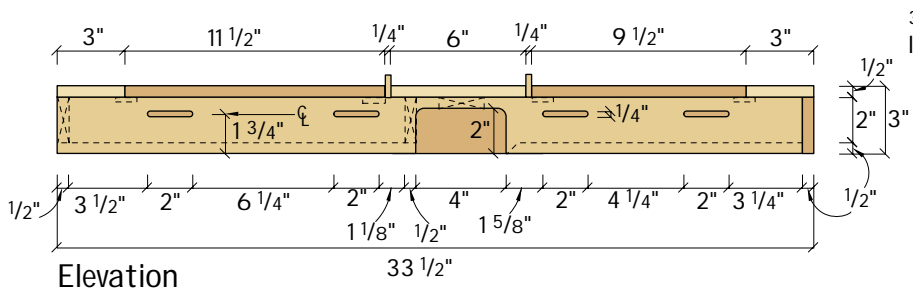
No.	Ltr.	Item	Dimensions T W L	Material
2	A	Front & back	1/2" x 2 1/2" x 33"	Plywood
1	B	Bottom	1/2" x 1 1/2" x 15 3/4"	Plywood
1	C	Bottom	1/2" x 1 1/2" x 13 1/8"	Plywood
3	D	Ends & support	1/2" x 1 1/2" x 2"	Plywood
1	E	End	1/2" x 2 1/2" x 2 1/2"	Plywood
2	F	Tops	1/2" x 2 1/2" x 3"	Plywood
1	G	Top	1/2" x 2 1/2" x 6"	Plywood
2	H	Fence faces	3/4" x 4" x 19"	Maple
1	I	Lid	1/2" x 2 1/2" x 9 1/2"	Plywood
1	J	Lid	1/2" x 2 1/2" x 11 1/2"	Plywood
2	K	Pull	1/4" x 1" x 2 1/2"	Plywood
4	L	Index blocks	1/4" x 1" x 1 1/2"	Plywood
2	M	Finger boards	3/4" x 3 1/8" x 8"	Maple
2	N	Jointer spacers	5" x 16"	Plas. Lam.



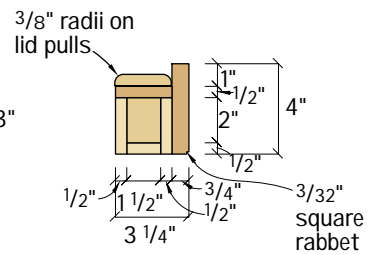
Elevation of fence faces



Plan



Elevation



Profile