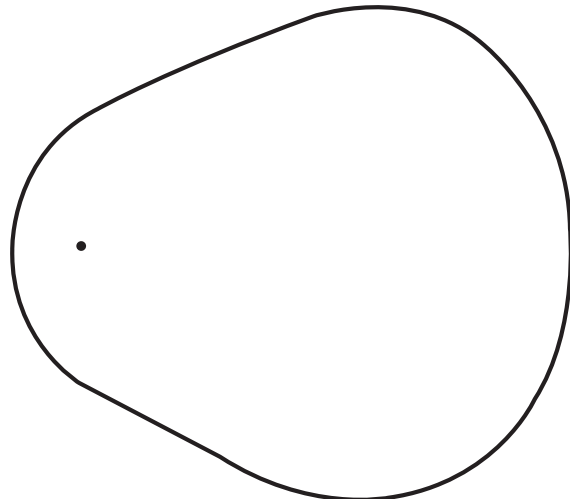


- Side panel (above)
- 2 pieces
- Pre-drill holes at dots for finish nails
- 1/4" thick material
- Cut a 4-3/4" x 2-3/4" hole in one (or both) of the side panels
- Hot-glue screen to the inside of the panel to make a window

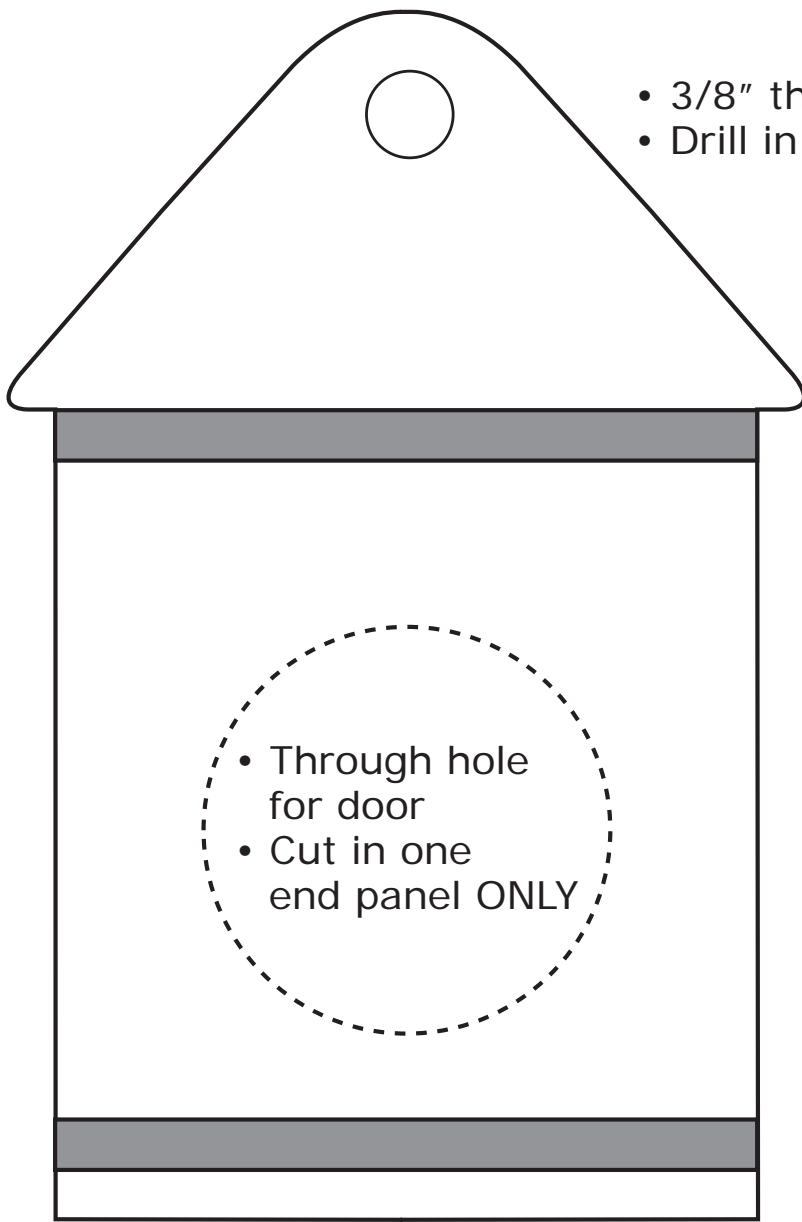


- Top and bottom panel (left)
- 2 pieces
- 1/4" thick material

- Bug box door (below)
- 1 piece
- 1/4" thick material
- Pre-drill hole at dot for finish nail



Visit [Lowe's.com/family](https://www.lowes.com/family)  
for more family projects!



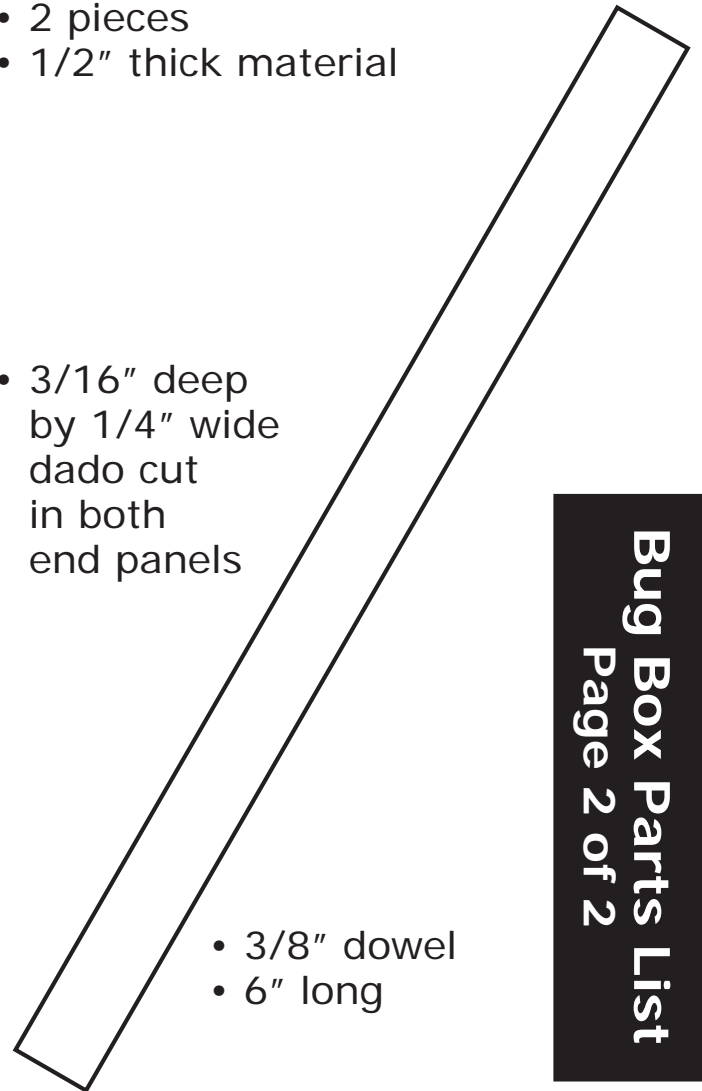
- 3/8" through hole for dowel rod
- Drill in both end panels

• Through hole for door  
 • Cut in one end panel ONLY

- 3/16" deep by 1/4" wide dado cut in both end panels

- End panel (left)
- 2 pieces
- 1/2" thick material

- 3/16" deep by 1/4" wide dado cut in both end panels



- 3/8" dowel
- 6" long



visit [Lowe's.com/family](http://Lowe's.com/family)  
 for more family projects!