


- Race car base (above)
- 1 piece
- Pre-drill holes at dots for finish nails
- 1/2" thick material

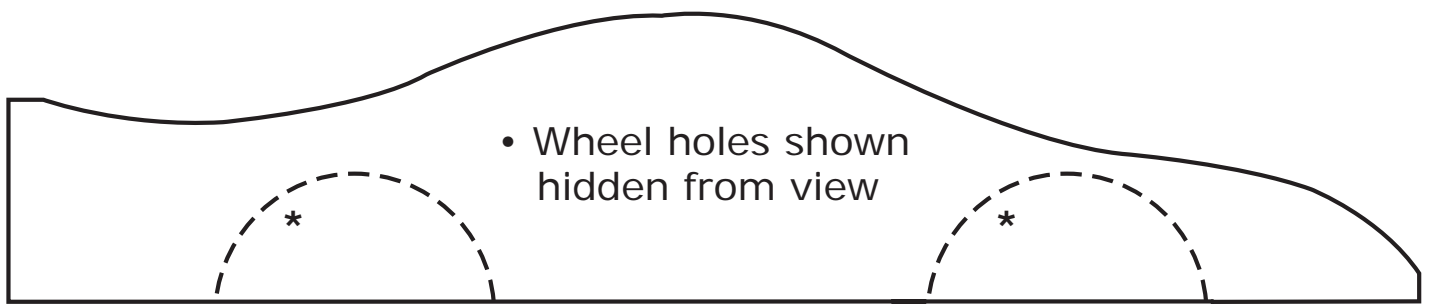
- Race car wheels (right)
- 4 pieces
- Pre-drill hole at dot for screw
- 1-1/8" dowel cut to 7/16" thick



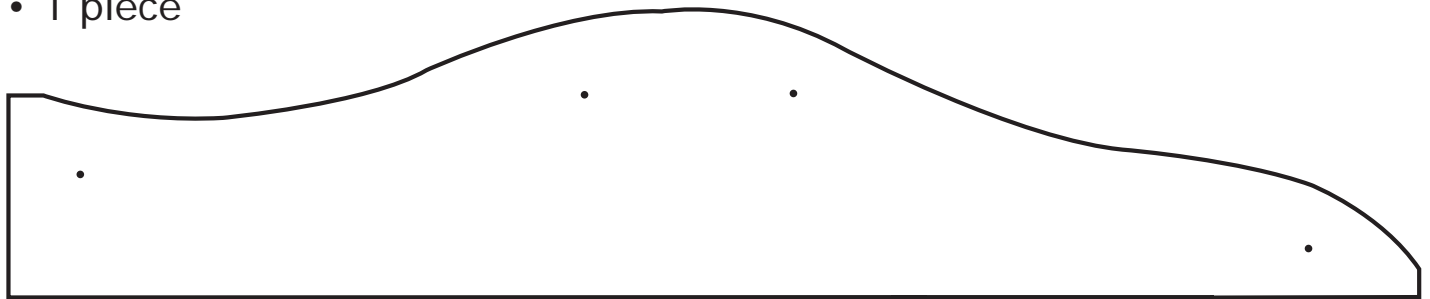
- Race car exhaust (below)
- 2 pieces
- Pre-drill hole at dot for finish nail
- 3/8" dowel cut to 3/8" thick



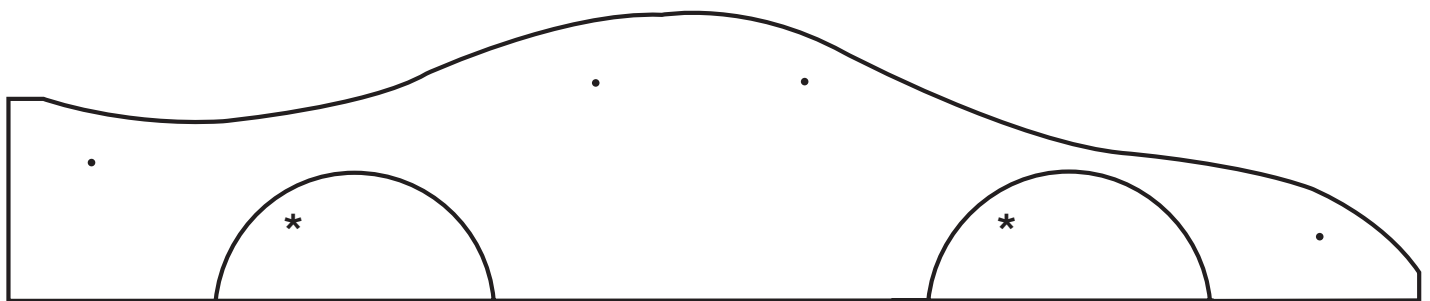
visit [Lowes.com/family](https://www.lowes.com/family)
for more family projects!




- Race car left side (above)
- 3/4" thick material
- 1 piece



- Race car middle (above)
- Pre-drill holes at dots for finish nails
- 3/4" thick material
- 1 piece



- Race car right side (above)
- Pre-drill holes at dots for finish nails
- 3/4" thick material
- 1 piece



* Use a 1-3/8" bit to bore 1/2" deep stopped holes for the wheels

visit [Lowes.com/family](https://www.lowes.com/family) for more family projects!